

IDOE HOME**Search School and Corporation Reports**

Search

[Advanced Search](#)
[State Report](#)*Where we are and where we are heading.***Porter Township School Corp (6520)**

248 S 500 W

Valparaiso, IN 46385-9642

Phone: (219) 477-4933 Fax: (219) 477-4834

[Corporation Homepage](#)

Superintendent: Dr Stacey Schmidt

stacey.schmidt@ptsc.k12.in.us

Number of schools in corporation: 4

Porter County

Schools in Porter Township School Corp

[Overview](#)[Enrollment & Attendance](#)[Student Performance](#)[Accountability](#)[School Personnel](#)[Historical Report Card](#)[Report Card](#)[Federal Report Card](#)[Annual Performance Report](#)**Report Card**

Year: 2017-18

2017-2018 Report Card

B

Porter Township School Corp

Porter Township School Corp received a B as its final letter grade for school accountability.

Letter Grade**Overall Summary**

	Points	Weight	Weighted Points
Performance Domain Grades 3-8	63.70	0.276	17.58

Performance Domain Grade 10	48.20	0.090	4.34
Growth Domain Grade 4-8	96.10	0.276	26.52
Growth Domain Grade 9-12	125.30	0.090	11.28
Multiple Measures Domain Grade 12	101.20	0.269	27.22
Overall points			86.9
Overall grade			B

Performance Domain

Elementary - Mathematics

57.4% of students passed the assessment.
This rate is **below** the state average.
99.8% of students participated in the assessment.

High School - Mathematics

32.8% of students passed the assessment.
This rate is **below** the state average.
97.9% of students participated in the assessment.

Elementary - English/Language Arts

70.0% of students passed the assessment.
This rate is **above** the state average.
99.8% of students participated in the assessment.

High School - English/Language Arts

63.6% of students passed the assessment.
This rate is **above** the state average.
97.9% of students participated in the assessment.

Growth Domain

A school's letter grade may increase, decrease, or remain the same based on student improvement.

Elementary - Mathematics

90.7 points for Top 75% Growth
93.4 points for Bottom 25% Growth
92.1 points for Growth

High School - Mathematics

122.3 points for Top 75% Growth
158.9 points for Bottom 25% Growth
140.6 points for Growth
0.7 points bonus for 10th-12th Grade Improvement
141.3 points for Overall Growth

Elementary - English/Language Arts

92.4 points for Top 75% Growth
107.5 points for Bottom 25% Growth.
100 points for Growth

High School - English/Language Arts

100.5 points for Top 75% Growth
116.1 points for Bottom 25% Growth.
108.3 points for Growth
1 points bonus for 10th-12th Grade Improvement
109.3 points for Overall Growth

Multiple Measures Domain

Graduation Rate

94.7% of students graduated within 4 years.
100 points awarded for 4 year graduation rate

College & Career Readiness (CCR)

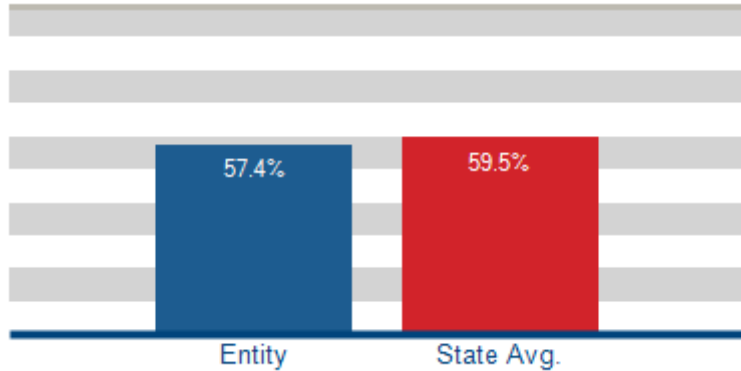
63.9% of students achieved CCR.
100.00 points awarded for CCR.

99.2% of the students graduated within 5 years
2.30 points awarded is awarded for 5 year graduation rate

Student Performance (3rd - 8th Grade)

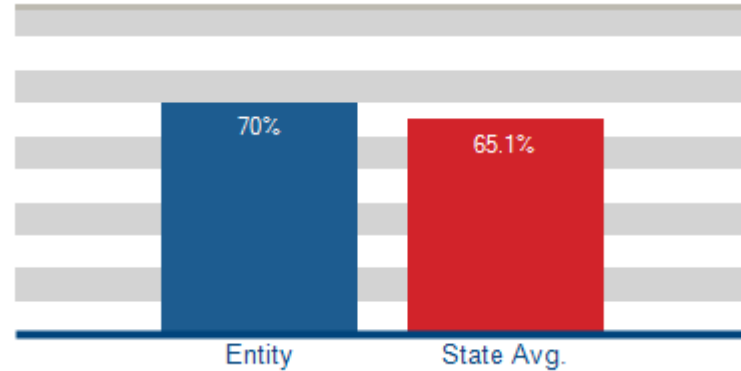
Mathematics

Percent Passing



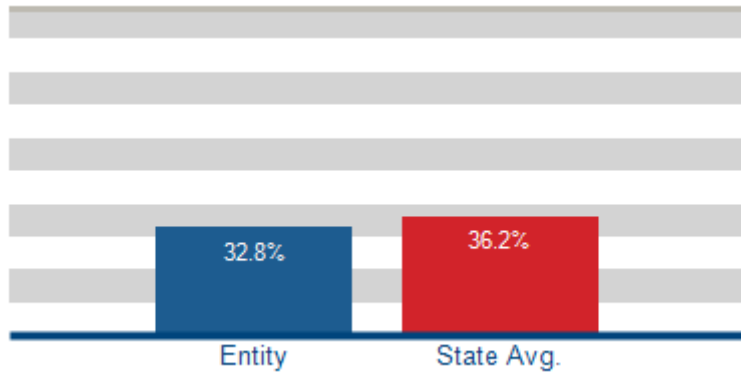
English/Language Arts

Percent Passing

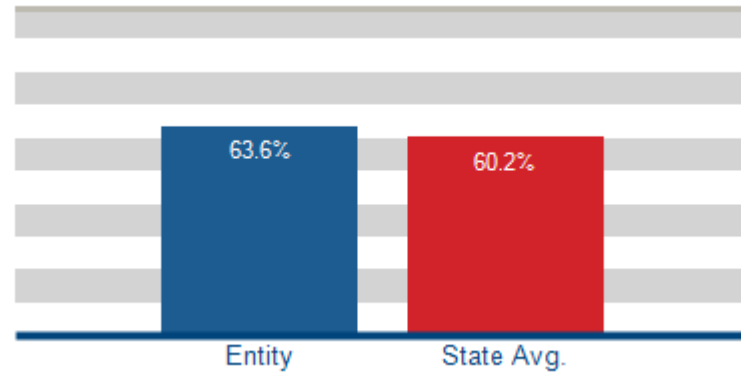


Student Performance (9th - 12th Grade)

Algebra I End-of-Course Assessment (ECA)



English 10 End-of-Course Assessment (ECA)



Graduation Rate

% of On-Time Graduates

College & Career Readiness

% of AP, IB, Dual Credit, or Industry Certification student success

